

La Tijera's 2nd Annual

Pumpkin Decorating Contest

Segundo concurso anual de decoración de calabazas



October 2020/*Octubre de 2020*

Winners/*Ganadores*





Take a look at the pumpkins that were submitted!

¡Eche un vistazo a las calabazas que se enviaron!

Our scholars did an amazing job!

¡Nuestros académicos hicieron un trabajo increíble!

Thank you to all of the students that participated!

¡Gracias a todos los estudiantes que participaron!

Grades

TK-1

Directions:

- Medium to large size pumpkin
- Paint and decorations (No carving)
- Write 2-5 narrative sentences about your pumpkin, include a title.

Direcciones:

- Calabaza de tamaño mediano a grande:
- Pintura y decoraciones (sin escarbar e i diseñar)
- 2-5 oraciones narrativas sobre tu calabaza, incluye un título.



Judging Criteria

- **Creativity** (funny, spooky, crazy, unique, etc.)
- **Originality**
- **Best use of various materials**
- **Student created**

Criterio de juzgar

- *Creatividad (es divertido, es espeluznante, fuera de lo normal, único, etc.)*
- *Es original*
- *El mejor uso de los materiales*
- *Es obra del estudiante*

Congratulations!



Tiana Snaer



First Place Winner
1st Grade



“Mickey Mouse the Vampire”

Name: Tiana Snaer

My pumpkin's name is
Mickey the vampire. Mickey
has long scary fangs. He has
a long red sparkly cape.
Mickey ate lots of candy on
Halloween!



Congratulations!



Michaiah Bailey



First Place Winner
1st Grade



“The Scarecrow”

I Made a Scarecrow

First I Watched a video how
to make a Scarecrow.

Then I Made a Scarecrow

It Was Fun to create

Michalish Bailey



Congratulations!



Hailey Cuaya



Second Place Winner
Kindergarten



“The Unicorn Pumpkin Piñata”

Unicorn Surprise

This pumpkin is called : Unicorn Pumpkin Piñata

I made this pumpkin because I love unicorns, piñatas , and coloring, I also made this pumpkin because I thought it will be fun, I love how you can make different designs of piñatas, and unicorns are just so colorful and magical.

Grade: Kindergarten

Teacher: Mrs . Bentley

Name: Hailey Cuaya



Congratulations!



Autumn Jones



Second Place Winner
1st Grade



“Sophia, the Mermaid Pumpkin”

Autumn Jones
1st Grade
Mrs. Tillman

Sophia

My mermaid pumpkin is named Sophia. She is 18 years old. She has pretty colors on her scales. My favorite part was painting the pumpkin. I used paint, markers, glue, and pencils. My mom helped put the pieces on. I love my pumpkin!




Congratulations!



Jimena Cruz



Second Place Winner
Kindergarten



“Clowny Pumpkin”

Clowny Pumpkin.

Jimena Cruz.
Kindergarten.
Ms. Bentley.

I like clowns because
they are funny and

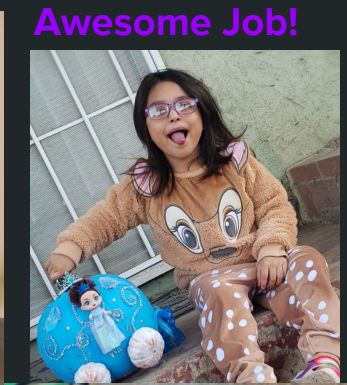

I like to play with
them.

That's why I made
a clown pumpkin.

I am happy to
enter the contest.



Awesome Job!



TK-1
Thank you for
Participating!
You are all
winners!

Grades

2-3

Directions:

Medium to large size pumpkin
Paint and decorations (No carving)
Write 2-5 narrative sentences about your pumpkin,
include a title.

Direcciones:

- Calabaza de tamaño mediano a grande:
- Pintura y decoraciones (sin escarbar e i diseñar)
- 2-5 oraciones narrativas sobre tu calabaza, incluye un título.



Judging Criteria

- **Creativity** (funny, spooky, crazy, unique, etc.)
- **Originality**
- **Best use of various materials**
- **Student created**

Criterio de juzgar

- *Creatividad (es divertido, es espeluznante, fuera de lo normal, único, etc.)*
- *Es original*
- *El mejor uso de los materiales*
- *Es obra del estudiante*

Congratulations!



Emily Cuaya



First Place Winner
3rd Grade



“Emily’s Magical Ice Cream Pumpkin”

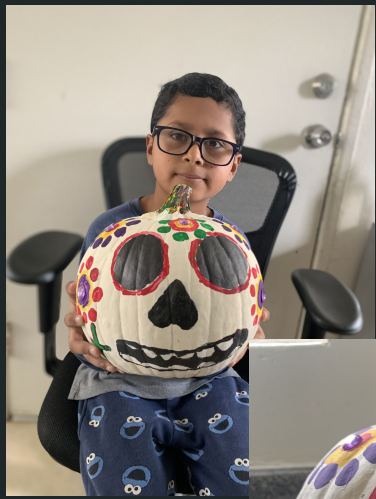
Congratulations!





Uriel Cruz



Second Place Winner
3rd Grade



“COCO”



Grades 2-3



Great
Job
La Tijera
Scholars!



Thank you for participating! You are all winners!

Grades

4-5

Directions:

- Medium to large size pumpkin
- Carving and/or paint and decorations (Carving allowed with adult supervision only)
- Write 3-5 paragraphs narration about your pumpkin, include a title

Direcciones:

- Calabaza de tamaño mediano a grande:
- Escarbar y / o pintar con decoraciones (tallado permitido solo con supervisión de un adulto)
- 3-5 párrafos narrar sobre tu calabaza, incluye un título.



Judging Criteria

- **Creativity** (funny, spooky, crazy, unique, etc.)
- **Originality**
- **Best use of various materials**
- **Student created**

Criterio de juzgar

- *Creatividad (es divertido, es espeluznante, fuera de lo normal, único, etc.)*
- *Es original*
- *El mejor uso de los materiales*
- *Es obra del estudiante*

Congratulations!



Emmanuel Young



First Place Winner
4th Grade



“Eyes Pumpkin”

Grades

6-8

Judging Criteria

- **Creativity** (funny, spooky, crazy, unique, etc.)
- **Originality**
- **Best use of various materials**
- **Student created**

Directions:

- Medium to large size pumpkin
- Carving and/or paint and decorations (Carving allowed with adult supervision only)
- Write 3-5 paragraphs narration about your pumpkin, include a title

Direcciones:

- Calabaza de tamaño mediano a grande:
- Escarbar y / o pintar con decoraciones (tallado permitido solo con supervisión de un adulto)
- 3-5 párrafos narrar sobre tu calabaza, incluye un título.



Criterio de juzgar

- *Creatividad (es divertido, es espeluznante, fuera de lo normal, único, etc.)*
- *Es original*
- *El mejor uso de los materiales*
- *Es obra del estudiante*

Congratulations!



Zyon Jones



First Place Winner
7th Grade



“The Other Addams Family”

Zyon Jones
6th Grade
Mrs.Chappell

The Other Addams Family

My pumpkin features the Addams family, but from an alternate universe! First, I was going to draw the normal Addams Family, but I wanted them to look like they live on a spooky hill in Inglewood. So, I drew Gomez with a giant afro, Morticia with long wavy curly hair, Wednesday has two long curly ponytails, and Pugsley with locs, just like me.

In this alternate universe, everything is the opposite. So instead of Thing being a right hand, he is left-handed instead. Pugsley is older and acts emo like Wednesday, and Wednesday is younger but acts just like the regular Pugsley. Morticia acts loving like Gomez and Gomez acts helpful like Morticia. Also, they are clean freaks, instead of throwing vacuum dust all over the whole house.

The materials I used for my pumpkin are glue, black paint, white paint, watercolor markers, cardboard, and three Sharpie markers. First, I wiped down the pumpkin. Second, I drew the outline with the pencil on sketch paper. Then I painted the pumpkin, drew everything on, and outlined it. Last I traced a hand on cardboard, cut it out, and got help to glue it to my pumpkin. Hope you like it!



Congratulations!



Semira Bell



Second Place Winner
8th Grade



“Tootsie”

Tootsie's Day at the Beach

It was a warm sunny day. All along the coast there were different apple families. You had Granny Smith and her family, the Fiji family, the Honey Crisp family, and the Red Delicious family. The families laid out towels, their blankets and opened their chairs. They were ready to enjoy their day at the beach.

It got so hot that Tootsie wanted to cool off. She headed down to take a dip in the *caramel* ocean. She splashed a while and when she was finished, she decided to head back to her towel. As she was coming back, she was tripped by an apple from the McIntosh family. She was so embarrassed because everyone had gathered around to see. There she stood wet from the caramel and messy from the *sprinkle* sand. Tootsie ran to the restroom to try to clean herself off.

The sprinkles were too hard to get off so she eventually stopped trying. Tootsie decided to leave the beach so she could get home and soak in the bath. As she was leaving, she was spotted by a warm blood (aka human). She tried to run, but her little legs were too slow. He caught her and took a huge bite out of her. One bite led to another until there was no more Tootsie left.

Her family got worried when she never returned home. The family called the Apple Search and Rescue team to find her. When they came to search the area where she was last spotted, they noticed a man standing with his mouth covered in sprinkles. The apple core that was found on the scene of the crime matched Tootsie's. The parents mourned Tootsie's passing.

Semira Bell

8th Grade

Mr. Cain



Congratulations!



James Harris VI



Second Place Winner

8th Grade



“Mr. Smiles”

Mr. Smiles

James
Harris
Mr. Wilson

My pumpkin is Mr. Smiles. My pumpkin is Mr. Smiles because he likes to smile a lot. My grandpa and mom helped me. My pumpkin is eating another pumpkin. My pumpkin was kind of hard to make.

The first thing that I did was to cut a hole in the pumpkin and take the seeds out. Next, I had to peel the eyes. Then, we had to cut the mouth. Also, we had to make teeth. The last thing I had to do was to paint the teeth and the eyes.

The material that I used were paint, pumpkins, tools, a sharpie, and a pair of gloves. My grandpa and I took out the seed. My mom and I cut out the eyes and mouth. I painted the eyes and teeth. I made the teeth. I came up with the pumpkin idea.



Thank you for participating!



**La Tijera
Scholars
Rock!**



You are all winners!

We can't wait to see next
year's pumpkins!



¡Estamos deseando ver las calabazas del año que viene!



La Tijera's 3rd Annual Pumpkin Decorating Contest

Tercer Concurso Anual de Decoración de Calabazas de La Tijera

October 2021/*Octubre de 2021*

